

Electric Showers

The Perfect Solution for a Remote Shower!



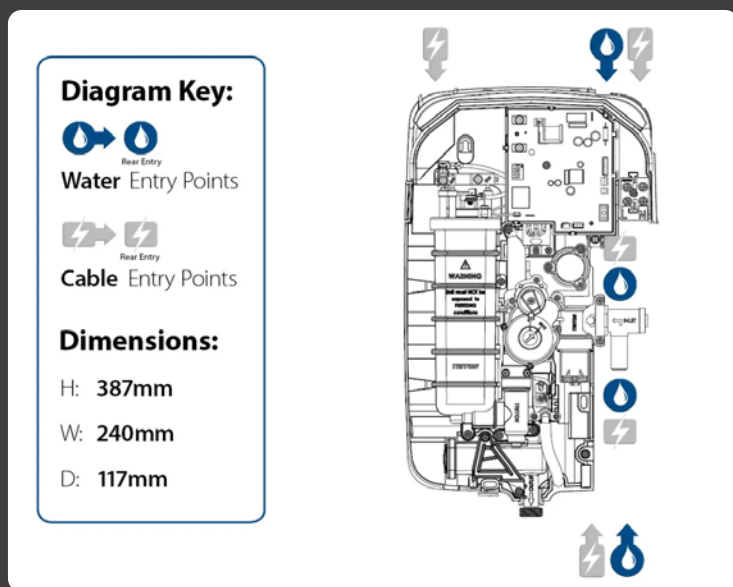
Instantaneous hot water showers.
Ideal for baches, offices & remote bathrooms.
No hot water cylinder required.

Smart Remote Solutions

Installing a continuous flow electric shower is the perfect solution for remote bathrooms and situations where there can be unpredictable demands for hot water, making them ideal for baches, offices and sports clubs.

With Triton electric showers, water is heated instantly on demand, so you'll never run out of hot water and you'll only pay for what hot water you use.

There's no need for a hot water cylinder and long runs of pipe which can waste water and result in heat losses. Therefore there is no stored water, saving on precious space and improving the affordability even further.



Smart Installation

The OmniCare electric heating elements located in the main unit operate at a constant rate at your chosen power setting. The rate of the water passing through the heater determines the water temperature. The slower the flow the hotter the water becomes; the faster the flow, the cooler the water.

During winter the mains water supply will be cooler than in summer, so the flow rate will vary between seasons at any one temperature setting.

Therefore at different times of the year you may have to adjust the position of the temperature control/dial to maintain your desired water temperature.

OmniCare Electric Shower

Omnicare provides the ideal solution to the difficulty of finding a shower which is both stylish for the bathroom and can be easily used by everyone. BEAB Care mark approved thermostatic temperature control ensures the shower maintains the chosen temperature within +/- 1 degree, whilst extended riser rail and 1.25m shower hose accessories ensure the shower can be used whether seated or stood in the shower.

- BEAB CARE mark - Keeps water temperature within +/- 1°C for total peace of mind
- Safeset® - three maximum temperature settings of 43°C (factory set), 41°C (BEAB care) and a higher MAX setting
- Controls - Low resistance operation and soft press start/stop button
- Connection - connects to analogue waste pump (for a digital waste connection option see Omnicare Design)
- Assistive accessories - Comes with extended 680mm riser rail kit with adjustable fixing centres and extended 1.25m anti twist shower hose.
- Single hand operated handset holder with easy push system
- 2 year parts and labour guarantee
- Efficient A energy rating



Installation Guidelines

Only connect unit to a 230v - 240v AC supply.

The electrical supply must be adequate for the loading of unit and existing circuit.

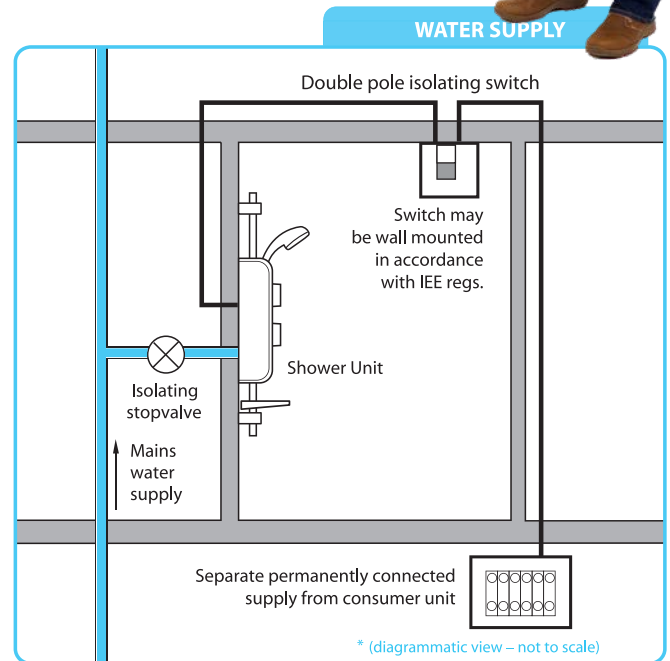
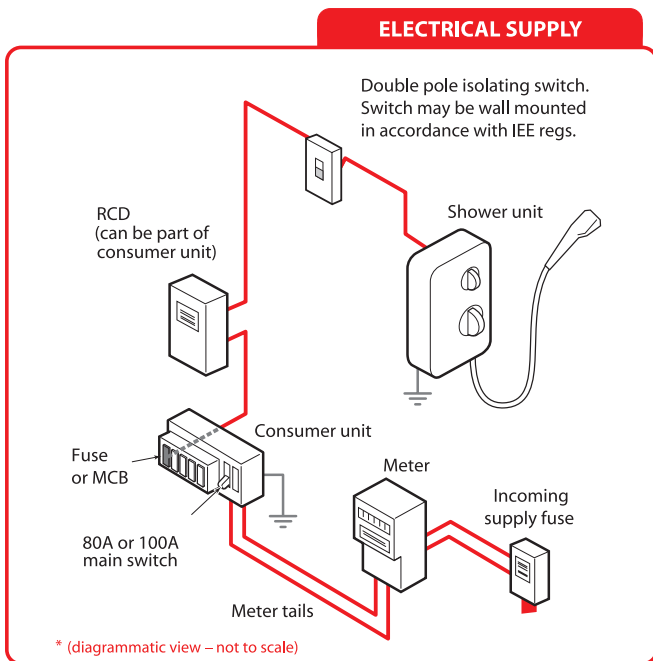
The shower must be connected to its own independent electrical circuit

An isolation valve must be fitted in a convenient position in the supply pipe to allow the shower to be serviced.



Important

We recommend all TRITON shower installations be carried out by qualified tradespeople, and in accordance with the NZ Building code, trade regulations and the TRITON installation guide.



OmniCare Electric Shower Specs

Product Code	TEOMN81
Finish	White
Temperature Control	Thermostatic +/-1°C with Tri-Therm™
Power Ratings	8.5kW (at 240V)
Adjustable max temperature	41°C, 43°C or Max
Timed auto shutdown	5, 10, 20 or 30 mins (default 20 mins)
Start/stop type	Electronic soft press button Start/stop button & temperature control dial
Audible feedback	Start/stop and timer end confirmation
Visual indicators	Power-on/timer/low flow illumination
Water connection	15mm swivel inlet (up/down)
Terminal block	16mm max cable
Waste pump connection(s)	Analogue
Water supply	Mains cold water
Water pressure minimum	Minimum maintained pressure: 0.5 bar Minimum maintained pressure for BEAB Care: 1.0 bar
Water pressure maximum	10 bar (static)
Removable pipe/cable trims	Top & bottom (15mm pipework & 38mm cable trunking)
Other installation aid (s)	Wall mounting template
Warranty	2-Years

